




LIQUID LEAK DETECTION SYSTEMS
OIL & GAS DIVISION

FG-A-OD

Alarm Unit for Hydrocarbon Leak Detection

Product Datasheet



- ▶ Leak Detection of Hydrocarbons
- ▶ Three LED Indicators
- ▶ Two SPDT Relays

Description

The FG-A-OD, Alarm Unit for Hydrocarbon Leak Detection, is designed to be used with FG-OD hydrocarbon range of products, to provide quick detection of liquid (non-conductive hydrocarbon liquids and solvent).

LEDs on the front panel indicate presence of Power Supply (green), Leak Detected (red) or Cable Break (yellow).

Responses on the FG-A-OD alarm unit:

- In the case of leak, an audible alarm is triggered. The red LED is switched on and the leak relay is activated.
- In the case of cable break, an audible alarm is triggered, the yellow LED is switched on and the cable break relay is activated.

The "SOUND OFF" button on the front panel allows manual silencing of the audible alarm. The LED and corresponding relay remain activated as long as the fault persists. When the fault is corrected the LED and the relay return to normal status.

Features & Benefits

FEATURES

- Available as wall mounted enclosure.
- The unit can monitor 1 sense cable of up to 20 metres.
- Visual and audible indicators for the type of fault (leak or cable break).
- Flexible supply voltage: 12-24 VAC or 100-240 VAC; 15-30 VDC.
- Easily accessible terminals for quick installation.
- Two SPDT relays provide easy interfacing to third-party supervising equipment.

BENEFITS

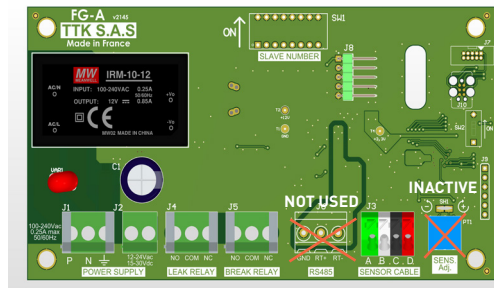
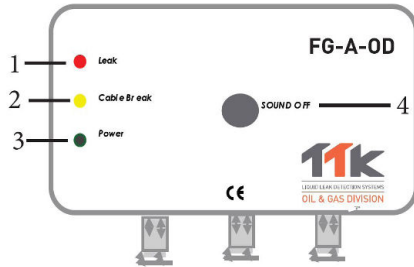
- The FG-A-OD is simple and easy to use, your ideal choice for smaller or remote applications.
- Reduced maintenance, only a simple bi-annual test is recommended.

Technical Data

Compatibility	Hydrocarbon range of sense cables: FG-OD, FG-ODR, FG-ODC; Point detector: FG-ODP
Box Type	IP40; ABS flame retardant UL94V0
Operating Temperature	0°C to 50°C
Relay Type for Faults	Two SPDT Relays - One of Leak, One for Cable Break/Power Fail
Maximum Switching Voltage	125V AC and 220V DC
Maximum Switching Capacity	60W (30 x 2A)
Supply Voltage	12-24 VAC, or 100-240 VAC; 15-30 VDC
Dimensions (W,H,D)	172x85x55 mm

Panel Description

- 1: The leak signal (red LED) indicates that the system has detected a liquid leak.
- 2: The continuity signal (yellow LED) indicates that the system has detected a circuit interruption.
- 3: The power supply signal (green LED) indicates that the system is in normal operation.
- 4: The button is used to stop the audible alarm.



FG-A-OD Connector Description

Electrical Ratings

Power Supply 100-240VAC	N : Neutral / P : Phase / \perp : Earth
Power Supply 12-24 VAC; 15-30VDC	Automatic polarity for DC
Power Fail/Continuity Fault	R1 : NO / R2 : COM / R3 : NC
Leak Relay	R4 : NO / R5 : COM / R6 : NC
FG-CLOD Leader Cable	B : White / C : Black / D : Red

Identification Codes

FG-A-OD	Alarm Unit for Hydrocarbon Leak Detection (Wall Mounted)
FG-OD3/7/12/20	Addressable Oil Sense Cable in 3, 7, 12, 20m with Connectors
FG-ODR3/7/12/20	Addressable Refined Liquid Oil Sense Cable in 3, 7, 12, 20m with Connectors
FG-ODC3/7/12	Addressable High Sensitivity Oil Sense Cable in 3, 7, 12m with Connectors
Accessories:	
FG-CLOD	Leader Cable, on 'OD Bus 8771'
FG-TMOD	Digital End Plug on 'OD Bus 8771' for FG-OD Cable
FG-NOD N	'OD Bus 8771' Neutral Cable 'N' (30, 15, 7, 3, 1m) with Connectors
CF-OD50	50 Hold-down Clips with Adhesive for Oil Cables
ES-OD	40 Tags for Oil Cable

Certificates



FG-OD sense cables which are certified by ATEX can be connected to the FG-A-OD alarm & location unit.

This brochure has been carefully prepared to ensure technical accuracy but is only intended for promotional use. TTK cannot guarantee that the information contained herein contains no errors or omissions, and hence does not accept responsibility related to the use of its equipment. TTK maintain its obligations set forth in the Standard Terms and Conditions of Sale and will not, under any circumstances, assume liability for any incidental damages, indirect or consequential, arising from the sale, resale, use or misuse of this product. The purchaser(s) accept their responsibility as the sole judge(s) of the adaptability of the product for the intended use.

FG-NET, FG-SYS and TOPSurveillance are trademarks of TTK S.A.S. © TTK 2025

- **TTK Headquarters** / 19 rue du Général Foy / 75008 Paris / France / T : +33.1.56.76.90.10 / F : +33.1.55.90.62.15 / www.ttk.fr / ventes@ttk.fr
- **TTK Oil & Gas Division** / 19 rue du Général Foy / 75008 Paris / France / T : +33.1.56.76.90.10 / F : +33.1.55.90.62.15 / www.ttk.fr
- **TTK UK Ltd.** / 3 Luke Street / London EC2A 4PX / United Kingdom / T : 0207 729 6002 / F : 0207 729 6003 / www.ttkuk.com / sales@ttkuk.com
- **TTK Pte Ltd.** / #09-05, Shenton House, 3 Shenton Way / Singapore 068805 / Tel.+65-6220.2068 / Mob: +65.9271.6191 / Fax: +65-6220.2026 / www.ttk.sg / sales@ttk.sg
- **TTK Asia Ltd.** / 2107-2108 Kai Tak Commercial Building / 317 Des Voeux Road Central / Hongkong / Tel.+852.2858.7128 / Fax.+852.2858.8428 / www.ttkasia.com / info@ttkasia.com
- **TTK Middle East FZCO** / Building 6EA, Office 510 PO Box 54925 / Dubai Airport Free Zone / UAE / T: +971 4 70 17 553 / M: +971 50 259 66 29 / www.ttkuk.com / cgalmmiche@ttk.fr